

### SPF2/MS

Code: SPELSPF2MS

SKIVING



### SPF2/E

Code: SPELSPF2/E


SKIVING



### SPF1

Code: SPELSPF1

SKIVING



## MAIN FEATURES



Internal skiving



External skiving



Pneumatic vice



Safety protections



Drawer for shavings



Also available in 12V



Ideal for on-site service

SPF2/MS

SPF2/E  
SPF2/MS

SPF2/E  
SPF2/MS

SPF2/E

SPF2/E  
SPF1

### TECHNICAL DATA

	SPF2/MS	SPF2/E	SPF1
EXTERNAL SKIVING	2"	2"	2"
INTERNAL SKIVING	2"	2"	2"
REVOLUTIONS/MINUTE	300	300	-
PNEUMATIC INPUT	MAX 7 Bar (100 Psi) OPTIONAL	-	-
WEIGHT	172 Lbs	110 Lbs	15 Lbs
DIMENSIONS LxWxH	26.9"x19.6"x44"	26.5"x21"x17.2"	18.8"x9.4"x3.9"
STANDARD VOLTAGE	Any 60HZ 3PH/1PH	Any 60HZ 3PH/1PH	-
MOTOR POWER	0.75 Kw (1 Hp)	0.75 Kw (1 Hp)	-

### ACCESSORIES

		SPF2/MS	SPF2/E	SPF1
ELECTRIC PEDAL (INCLUDED)		■	■	-
TOOL HOLDER		■	■	■
TOOL HOLDER STAND		■	-	-

SPF2/MS




SINGLE MANDREL FOR EACH DIAMETER SHARP WITH DOUBLE KNIFE

SPF2/MS




PNEUMO-HYDRAULIC VICE  
OPTIONAL

SPF2/E



FIXED SKIVING MANDREL WITH ONE CUTTER ONLY, PROVIDED WITH A MILLIMETRIC RULER TO SET THE SKIVING DISTANCE

SPF1



SPF2/E



DRAWER FOR SHAVINGS