

SEMI-AUTOMATIC CUTTING LINE

Code: TAGLLINE

CUTTING




MAIN FEATURES




TECHNICAL DATA

MODULAR FLOOR	196.8" x 55.1"
DIMENSIONS LxWxH	216.7" x 64.9" x 49.6"
WEIGHT	1140 Lbs

INCLUDED ACCESSORIES




REEL ROLLER
MECHANICAL BRAKE




CENTERING DEVICE
WITH METER COUNTER



CENTERING DEVICE



ADJUSTABLE HOSE
LOCKER



MODULAR PLATFORM

SYSTEM COMPOSED OF:

- TF2 CUTTING MACHINE
- AV01EL REWINDER
- AV01 WINDER

AVAILABLE ALSO WITH CUTTING MACHINES TF5 - TF4 - TF3 PI - TF3